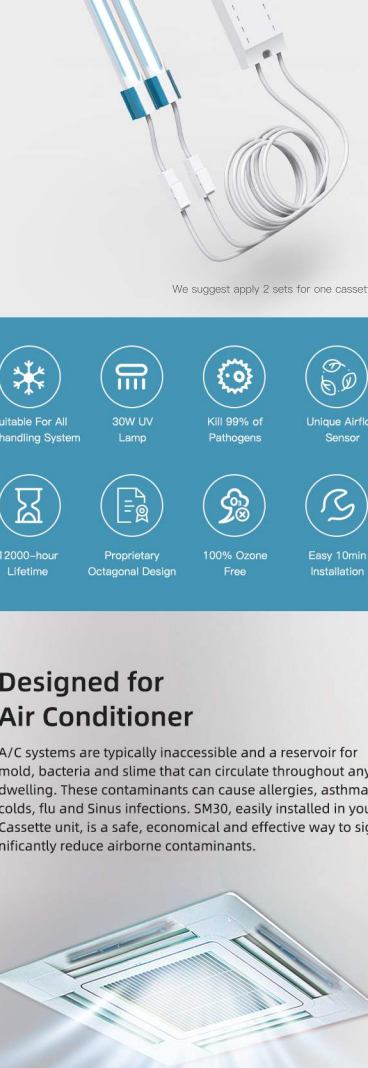


High-Power UVC Kit for Cassette

Independent Research And Development



We suggest apply 2 sets for one cassette unit.

- Suitable For All Air-handling System
- 30W UV Lamp
- Kill 99% of Pathogens
- Unique Airflow Sensor
- 12000-hour Lifetime
- Proprietary Octagonal Design
- 100% Ozone Free
- Easy 10min Installation

Designed for Air Conditioner

A/C systems are typically inaccessible and a reservoir for mold, bacteria and slime that can circulate throughout any dwelling. These contaminants can cause allergies, asthma, colds, flu and Sinus infections. SM30, easily installed in your Cassette unit, is a safe, economical and effective way to significantly reduce airborne contaminants.



30W Powerful UV Lamp

Compared with normal UVC lamp, our uvv intensity is up to 48,000uw/cm2, almost 6 times other competitors', which enables it to destroy microbes effectively once the air is released. Troublesome airborne pathogens are no match for our powerful SM30.




SM30

Normal UV Lamp

Kill More Than 99% of Pathogens

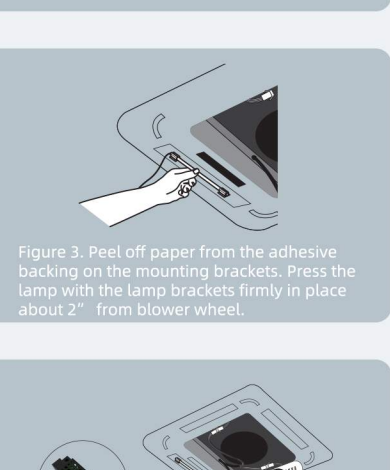
UVC technology has been widely used in medical sanitation and sterilizing work facilities since the mid-20th century. It ensures that our air lamp deliver results far superior than other disinfection technology.

Typical A/C pathogens growth BEFORE CK300H installation **BEFORE** **AFTER** Typical A/C pathogens growth AFTER CK300H installation




Unique Airflow Sensor

Unlike normal UV air conditioner system, which is operated by manual control switch. SM30 comes with unique airflow sensor and works as long as air is released from the A/C.




12000-hour Lifetime

To save you a lot of trouble, SM30 adopts superior tubes whose lifetime is up to 12,000 hours, twice the lifetime of normal UV tube, which means you will not have maintenance costs for at least 500 days even if it works for 24 hours every day.



100% Ozone Free

SM30 uses UV-C lamps which can kill 99.9% of air-borne microbes without producing ozone. Therefore, it's safe-to-use with people present. Great product brings you a better life.



Easy 10min Installation

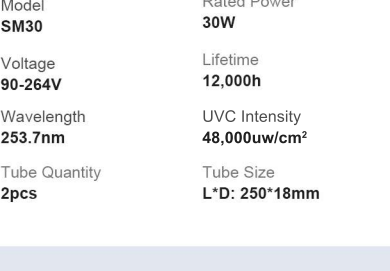


Figure 1. Open the cassette air conditioner.

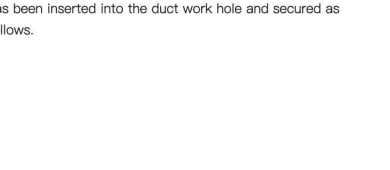


Figure 2. Slide the mounting brackets onto the ends of UV lamps.

Figure 3. Peel off paper from the adhesive backing on the mounting brackets. Press the lamp with the brackets firmly in place about 2" from blower wheel.

Figure 4. Stick the airflow sensor on the air supply outlet with 3M tape.

Figure 5. Fix the power supply with 2 pcs 3M tapes.

Figure 6. Connect lamp cords to power supply.

Product Display

Specification

Model SM30	Rated Power 30W
Voltage 90-264V	Lifetime 12,000h
Wavelength 253.7nm	UVC Intensity 48,000uw/cm²
Tube Quantity 2pcs	Tube Size L*D: 250*18mm

Caution

It is important to remember that direct exposure to UVC can be harmful to your eyes. The power source & power adapter should never be connected and plugged into an electrical outlet unless the UVC lamp bulb has been inserted into the duct work hole and secured as follows.